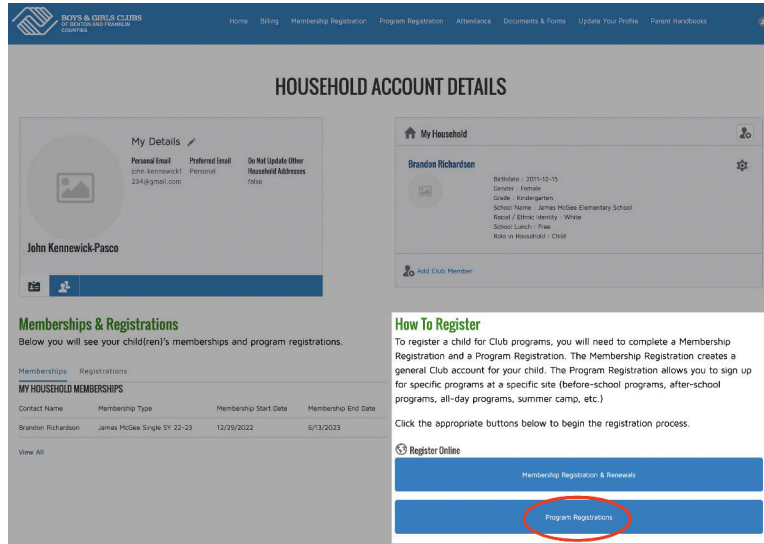


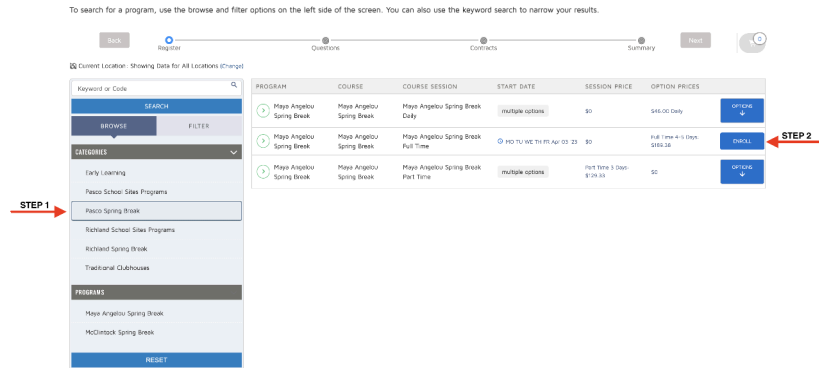


# HOW TO REGISTER FOR SPRING BREAK CAMP 2023

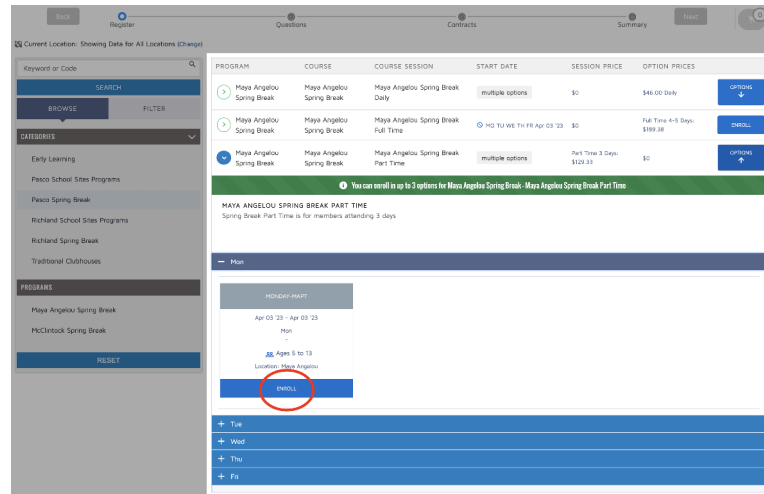
**STEP 1:** After logging in to MyClubHub, click “Program Registration”.



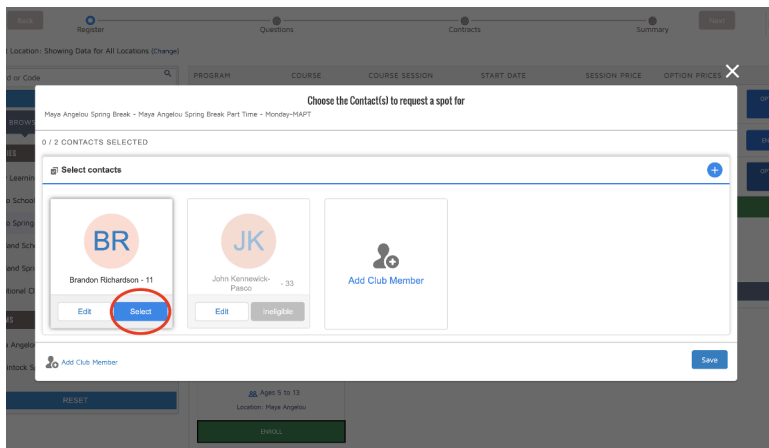
**STEP 2:** Under “Categories” on the left side of the page, select the School Site you would like to attend. There are three options for each school site: Full-Time (4 - 5 days), Part-Time (select 3 days to attend), Daily (select up to 2 days to attend).



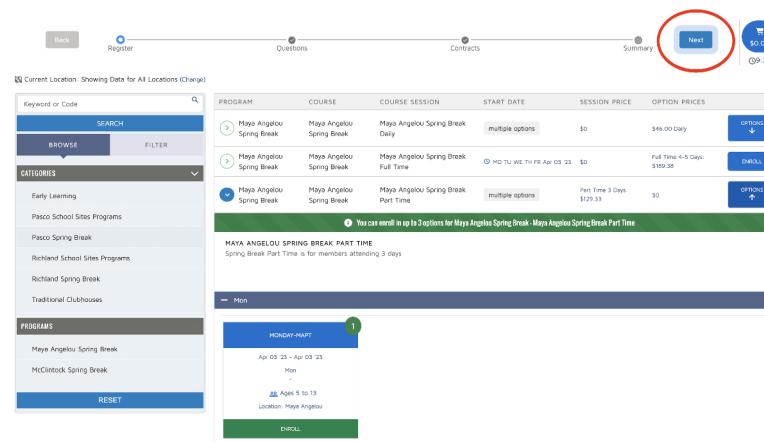
**STEP 3:** Select the day(s) you would like to attend in the drop down menu, then click “Enroll”.



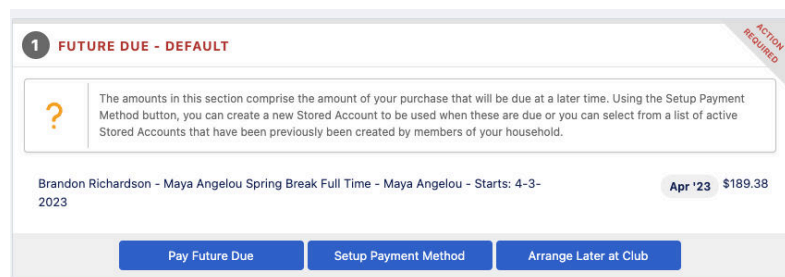
**STEP 4:** Select the member(s) you would like to enroll in the program, then click “Save”.



**STEP 5:** After enrolling in all desired programs, click “Next”. On the next page, click “Setup Payment Method”.



**STEP 6:** On the following page, select how you would like to pay. \*If you receive state assistance, select “Arrange Later at Club”.



To confirm your enrollment, return to your account home and scroll down to Memberships & Registrations. Select “Registrations” and view your “Active Enrollments”. If you have any questions, please reach out to your Site Coordinator.